

STATEMENT OF APPROPRIATIONS, ALLOTMENTS, OBLIGATIONS, DISBURSEMENTS AND BALANCES

As at the Quarter Ending June 30, 2024

Department : State Universities and Colleges (SUCs)
 Agency/Entity : Cagayan State University
 Operating Unit : < not applicable >
 Organization Code (UACS) : 08 022 0000000
 Fund Cluster : 01 - Regular Agency Fund


	Current Year Appropriations
	Supplemental Appropriations
X	Continuing Appropriations

(e.g. UACS Fund Cluster: 01-Regular Agency Fund, 02-Foreign Assisted Projects Fund, 03-Special Account-Locally Funded/Domestic Grants Fund, and 04-Special Account-Foreign Assisted/Foreign Grants Fund)


Particulars	UACS CODE	Appropriations			Allotments				Current Year Obligations					Current Year Disbursements					Balances			
		Authorized Appropriations	Adjustments (Transfer To/From, Modifications/ Augmentations)	Adjusted Appropriations	Allotments		Adjustments (Reductions, Modifications/ Augmentations)	Adjusted Allotments	1st Quarter Ending March 31	2nd Quarter Ending June 30	3rd Quarter Ending September 30	4th Quarter Ending December 31	Total	1st Quarter Ending March 31	2nd Quarter Ending June 30	3rd Quarter Ending September 30	4th Quarter Ending December 31	Total	Unused Funds		Unpaid Obligations (16-21)=(24+25)	
					SARO	Unobligated													Unreleased Appropriations	Unobligated Allotments	Due and Demandable	Not Yet Due and Demandable
		5=(3+4)	6	7	8	11=[(6+7+(-)8)-9+10]	12	13	14	15	16=(12+13+14+15)	17	18	19	20	21=(17+18+19+20)	22=(5-11)	23=(11-16)	24	25		
Unobligated Allotment		0.00	0.00	0.00	0.00	50,146,401.58	0.00	50,146,401.58	0.00	21,831,290.83	0.00	0.00	21,831,290.83	0.00	5,221,397.90	0.00	0.00	5,221,397.90	0.00	28,315,110.75	0.00	16,609,892.93
I. Agency Specific Budget		0.00	0.00	0.00	0.00	50,146,401.58	0.00	50,146,401.58	0.00	21,831,290.83	0.00	0.00	21,831,290.83	0.00	5,221,397.90	0.00	0.00	5,221,397.90	0.00	28,315,110.75	0.00	16,609,892.93
Operations	3000000000000000	0.00	0.00	0.00	0.00	50,146,401.58	0.00	50,146,401.58	0.00	21,831,290.83	0.00	0.00	21,831,290.83	0.00	5,221,397.90	0.00	0.00	5,221,397.90	0.00	28,315,110.75	0.00	16,609,892.93
OO : Relevant and quality tertiary education ensured to achieve inclusive growth and access of poor but		0.00	0.00	0.00	0.00	49,440,980.34	0.00	49,440,980.34	0.00	21,831,290.83	0.00	0.00	21,831,290.83	0.00	5,221,397.90	0.00	0.00	5,221,397.90	0.00	27,609,689.51	0.00	16,609,892.93
HIGHER EDUCATION PROGRAM		0.00	0.00	0.00	0.00	49,440,980.34	0.00	49,440,980.34	0.00	21,831,290.83	0.00	0.00	21,831,290.83	0.00	5,221,397.90	0.00	0.00	5,221,397.90	0.00	27,609,689.51	0.00	16,609,892.93
Locally-Funded Project(s)		0.00	0.00	0.00	0.00	49,440,980.34	0.00	49,440,980.34	0.00	21,831,290.83	0.00	0.00	21,831,290.83	0.00	5,221,397.90	0.00	0.00	5,221,397.90	0.00	27,609,689.51	0.00	16,609,892.93
Increase in carrying capacity of Nursing and Allied Health Programs	310100200041000	0.00	0.00	0.00	0.00	4,633,770.34	0.00	4,633,770.34	0.00	684,120.90	0.00	0.00	684,120.90	0.00	292,457.90	0.00	0.00	292,457.90	0.00	3,949,649.44	0.00	391,663.00
MOOE		0.00	0.00	0.00	0.00	837,796.89	0.00	837,796.89	0.00	684,120.90	0.00	0.00	684,120.90	0.00	292,457.90	0.00	0.00	292,457.90	0.00	153,675.99	0.00	391,663.00
CO		0.00	0.00	0.00	0.00	3,795,973.45	0.00	3,795,973.45	0.00	0.00	0.00	0.00	0.00	0.00	0.00	0.00	0.00	0.00	0.00	3,795,973.45	0.00	0.00
Construction of 2 - Storey Academic and Laboratory Building - Lal - lo Campus	310100200042000	0.00	0.00	0.00	0.00	7,104,000.00	0.00	7,104,000.00	0.00	0.00	0.00	0.00	0.00	0.00	0.00	0.00	0.00	0.00	0.00	7,104,000.00	0.00	0.00
CO		0.00	0.00	0.00	0.00	7,104,000.00	0.00	7,104,000.00	0.00	0.00	0.00	0.00	0.00	0.00	0.00	0.00	0.00	0.00	0.00	7,104,000.00	0.00	0.00
Tulong Dunong Program	310100200043000	0.00	0.00	0.00	0.00	67,500.00	0.00	67,500.00	0.00	14,650.00	0.00	0.00	14,650.00	0.00	14,650.00	0.00	0.00	14,650.00	0.00	52,850.00	0.00	0.00
MOOE		0.00	0.00	0.00	0.00	67,500.00	0.00	67,500.00	0.00	14,650.00	0.00	0.00	14,650.00	0.00	14,650.00	0.00	0.00	14,650.00	0.00	52,850.00	0.00	0.00
Increase in Carrying Capacity of the College of Medicine	310100200045000	0.00	0.00	0.00	0.00	37,635,710.00	0.00	37,635,710.00	0.00	21,132,519.93	0.00	0.00	21,132,519.93	0.00	4,914,290.00	0.00	0.00	4,914,290.00	0.00	16,503,190.07	0.00	16,218,229.93
CO		0.00	0.00	0.00	0.00	37,635,710.00	0.00	37,635,710.00	0.00	21,132,519.93	0.00	0.00	21,132,519.93	0.00	4,914,290.00	0.00	0.00	4,914,290.00	0.00	16,503,190.07	0.00	16,218,229.93
OO : Higher education research improved to promote economic productivity and innovation		0.00	0.00	0.00	0.00	705,061.24	0.00	705,061.24	0.00	0.00	0.00	0.00	0.00	0.00	0.00	0.00	0.00	0.00	0.00	705,061.24	0.00	0.00
ADVANCED EDUCATION PROGRAM		0.00	0.00	0.00	0.00	87,914.21	0.00	87,914.21	0.00	0.00	0.00	0.00	0.00	0.00	0.00	0.00	0.00	0.00	0.00	87,914.21	0.00	0.00
Provision of Advanced Education Services	320100100001000	0.00	0.00	0.00	0.00	87,914.21	0.00	87,914.21	0.00	0.00	0.00	0.00	0.00	0.00	0.00	0.00	0.00	0.00	0.00	87,914.21	0.00	0.00
MOOE		0.00	0.00	0.00	0.00	87,914.21	0.00	87,914.21	0.00	0.00	0.00	0.00	0.00	0.00	0.00	0.00	0.00	0.00	0.00	87,914.21	0.00	0.00
RESEARCH PROGRAM		0.00	0.00	0.00	0.00	617,147.03	0.00	617,147.03	0.00	0.00	0.00	0.00	0.00	0.00	0.00	0.00	0.00	0.00	0.00	617,147.03	0.00	0.00
Conduct of Research Services	320200100001000	0.00	0.00	0.00	0.00	617,147.03	0.00	617,147.03	0.00	0.00	0.00	0.00	0.00	0.00	0.00	0.00	0.00	0.00	0.00	617,147.03	0.00	0.00
MOOE		0.00	0.00	0.00	0.00	617,147.03	0.00	617,147.03	0.00	0.00	0.00	0.00	0.00	0.00	0.00	0.00	0.00	0.00	0.00	617,147.03	0.00	0.00
OO : Community engagement increased		0.00	0.00	0.00	0.00	360.00	0.00	360.00	0.00	0.00	0.00	0.00	0.00	0.00	0.00	0.00	0.00	0.00	0.00	360.00	0.00	0.00
TECHNICAL ADVISORY EXTENSION PROGRAM		0.00	0.00	0.00	0.00	360.00	0.00	360.00	0.00	0.00	0.00	0.00	0.00	0.00	0.00	0.00	0.00	0.00	0.00	360.00	0.00	0.00
Provision of Extension Services	3301001000001000	0.00	0.00	0.00	0.00	360.00	0.00	360.00	0.00	0.00	0.00	0.00	0.00	0.00	0.00	0.00	0.00	0.00	0.00	360.00	0.00	0.00
MOOE		0.00	0.00	0.00	0.00	360.00	0.00	360.00	0.00	0.00	0.00	0.00	0.00	0.00	0.00	0.00	0.00	0.00	0.00	360.00	0.00	0.00
Sub-Total, Operations		0.00	0.00	0.00	0.00	50,146,401.58	0.00	50,146,401.58	0.00	21,831,290.83	0.00	0.00	21,831,290.83	0.00	5,221,397.90	0.00	0.00	5,221,397.90	0.00	28,315,110.75	0.00	16,609,892.93
PS		0.00	0.00	0.00	0.00	0.00	0.00	0.00	0.00	0.00	0.00	0.00	0.00	0.00	0.00	0.00	0.00	0.00	0.00	0.00	0.00	0.00
MOOE		0.00	0.00	0.00	0.00	1,610,718.13	0.00	1,610,718.13	0.00	698,770.90	0.00	0.00	698,770.90	0.00	307,107.90	0.00	0.00	307,107.90	0.00	911,947.23	0.00	391,663.00
FinEx (if Applicable)		0.00	0.00	0.00	0.00	0.00	0.00	0.00	0.00	0.00	0.00	0.00	0.00	0.00	0.00	0.00	0.00	0.00	0.00	0.00	0.00	0.00
CO		0.00	0.00	0.00	0.00	48,535,683.45	0.00	48,535,683.45	0.00	21,132,519.93	0.00	0.00	21,132,519.93	0.00	4,914,290.00	0.00	0.00	4,914,290.00	0.00	27,403,163.52	0.00	16,218,229.93
Sub-Total, I. Agency Specific Budget		0.00	0.00	0.00	0.00	50,146,401.58	0.00	50,146,401.58	0.00	21,831,290.83	0.00	0.00	21,831,290.83	0.00	5,221,397.90	0.00	0.00	5,221,397.90	0.00	28,315,110.75	0.00	16,609,892.93
PS		0.00	0.00	0.00	0.00	0.00	0.00	0.00	0.00	0.00	0.00	0.00	0.00	0.00	0.00	0.00	0.00	0.00	0.00	0.00	0.00	0.00
MOOE		0.00	0.00	0.00	0.00	1,610,718.13	0.00	1,610,718.13	0.00	698,770.90	0.00	0.00	698,770.90	0.00	307,107.90	0.00	0.00	307,107.90	0.00	911,947.23	0.00	391,663.00
FinEx (if Applicable)		0.00	0.00	0.00	0.00	0.00	0.00	0.00	0.00	0.00	0.00	0.00	0.00	0.00	0.00	0.00	0.00	0.00	0.00	0.00	0.00	0.00
CO		0.00	0.00	0.00	0.00	48,535,683.45	0.00	48,535,683.45	0.00	21,132,519.93	0.00	0.00	21,132,519.93	0.00	4,914,290.00	0.00	0.00	4,914,290.00	0.00	27,403,163.52	0.00	16,218,229.93
GRAND TOTAL		0.00	0.00	0.00	0.00	50,146,401.58	0.00	50,146,401.58	0.00	21,831,290.83	0.00	0.00	21,831,290.83	0.00	5,221,397.90	0.00	0.00	5,221,397.90	0.00	28,315,110.75	0.00	16,609,892.93
PS		0.00	0.00	0.00	0.00	0.00	0.00	0.00	0.00	0.00	0.00	0.00	0.00	0.00	0.00	0.00	0.00	0.00	0.00	0.00	0.00	0.00
MOOE		0.00	0.00	0.00	0.00	1,610,718.13	0.00	1,610,718.13	0.00	698,770.90	0.00	0.00	698,770.90	0.00	307,107.90	0.00	0.00	307,107.90	0.00	911,947.23	0.00	391,663.00
FinEx (if Applicable)		0.00	0.00	0.00	0.00	0.00	0.00	0.00	0.00	0.00	0.00	0.00	0.00	0.00	0.00	0.00	0.00	0.00	0.00	0.00	0.00	0.00
CO		0.00	0.00	0.00	0.00	48,535,683.45	0.00	48,535,683.45	0.00	21,132,519.93	0.00	0.00	21,132,519.93	0.00	4,914,290.00	0.00	0.00	4,914,290.00	0.00	27,403,163.52	0.00	16,218,229.93

Unobligated Allotment		0.00	0.00	0.00	0.00	50,146,401.58	0.00	50,146,401.58	0.00	21,831,290.83	0.00	0.00	21,831,290.83	0.00	5,221,397.90	0.00	0.00	5,221,397.90	0.00	28,315,110.75	0.00	16,609,892.93
I. Agency Specific Budget		0.00	0.00	0.00	0.00	50,146,401.58	0.00	50,146,401.58	0.00	21,831,290.83	0.00	0.00	21,831,290.83	0.00	5,221,397.90	0.00	0.00	5,221,397.90	0.00	28,315,110.75	0.00	16,609,892.93
HIGHER EDUCATION PROGRAM		0.00	0.00	0.00	0.00	49,440,980.34	0.00	49,440,980.34	0.00	21,831,290.83	0.00	0.00	21,831,290.83	0.00	5,221,397.90	0.00	0.00	5,221,397.90	0.00	27,609,689.51	0.00	16,609,892.93
ADVANCED EDUCATION PROGRAM		0.00	0.00	0.00	0.00	87,914.21	0.00	87,914.21	0.00	0.00	0.00	0.00	0.00	0.00	0.00	0.00	0.00	0.00	0.00	87,914.21	0.00	0.00
RESEARCH PROGRAM		0.00	0.00	0.00	0.00	617,147.03	0.00	617,147.03	0.00	0.00	0.00	0.00	0.00	0.00	0.00	0.00	0.00	0.00	0.00	617,147.03	0.00	0.00
TECHNICAL ADVISORY EXTENSION PROGRAM		0.00	0.00	0.00	0.00	360.00	0.00	360.00	0.00	0.00	0.00	0.00	0.00	0.00	0.00	0.00	0.00	0.00	0.00	360.00	0.00	0.00


Certified Correct:


 ALVIN U. ALIGASIS
 SAO-UBO
 Date: July 30, 2024 09:26 AM


Certified Correct:


 MONALIZA V. GUZMAN
 University Accountant
 Date: July 30, 2024 09:26 AM

Recommended By:


 EMERITA P. BERON
 Chief AO, Finance
 Date: July 30, 2024 09:53 AM

Approved By:


 ARTHUR G. IBANEZ
 Office of the University President
 Date: July 30, 2024 09:55 AM